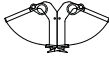











Exchangeable Shells for C18VE - rigid and cardanic mount

Shells are interchangeable and available in all widths. Fast exchange thanks to shell exchange aid kit.

Type	Width (mm/in)	Opening (incl. teeth) (mm/in)	Total height (mm/in)	Volume (liters/c.y.)	Number of teeth (pcs)	Weight shells only (kg/lbs)	Load capacity (kg/lbs)	Closing forces (kN/lbf)
Excavating Shells			C18VE-40S	C18VE-28S				
C18VE-28S-Rail	280 / 11	1330 / 52.4	1500 / 59	60 / 0.08	3	150 / 330	4500 / 9900	54 / 11880
C18VE-40S-Rail	400 / 15.7	1330 / 52.4	1500 / 59	100 / 0.13	3	170 / 374	4500 / 9900	54 / 11880
C18VE-50S-Rail	500 / 19.7	1330 / 52.4	1500 / 59	125 / 0.16	5	185 / 407	4500 / 9900	54 / 11880
C18VE-60S-Rail	600 / 23.6	1330 / 52.4	1500 / 59	150 / 0.19	5	215 / 473	4500 / 9900	54 / 11880
C18VE-80S-Rail	800 / 31.5	1330 / 52.4	1500 / 59	200 / 0.26	7	265 / 583	4500 / 9900	54 / 11880
C18VE-100S-Rail	1000 / 39.4	1330 / 52.4	1500 / 59	250 / 0.32	9	315 / 693	4500 / 9900	54 / 11880

Sleeper Grab Tines								
C18VE-50S RG	500 / 19.7	1250 / 49.2	1400 / 55.1	-	-	130 / 286	4500 / 9900	44 / 9680



Multi Purpose Tines								
C18VE-60S A	590 / 23.2	1660 / 65.4	1625 / 64.0	180 / 0.24	5	340 / 748	4500 / 9900	41 / 9020



Well Shaft Shells								
C18VE-97S WSG	Ø 970 / 38.2	970 / 38.2	1410 / 55.5	110 / 0.14	5	170 / 374	4500 / 9900	65 / 14300

Note: larger shells available on request

Exchangeable Shells for C18VE - only cardanic mount

Rail Grab Tines								
C18VE-200S RG2	2000 / 78.7	990 / 39	1295 / 51	-	-	275 / 605	4500 / 9900	68 / 14960

Hay and Forestry Tines								
A18VE-95S	955 / 37.6	1830 / 72	1685 / 66.3	400 / 0.52	-	340 / 748	4500 / 9900	41 / 9020
A18VE-122S	1220 / 48	1835 / 72.2	1725 / 67.9	600 / 0.78		275 / 605	4500 / 9900	32 / 7040

Timber Grab Tines								
T18VE-49S-0,5	490 / 19.3	1830 / 72	1825 / 71.9	0,50 m ² / 0.33 cords		200 / 440	4500 / 9900	30 / 6600
T18VE-49S-0,6	490 / 19.3	1975 / 77.8	1905 / 75	0,60 m ² / 0.40 cords		220 / 484	4500 / 9900	33 / 7260

Package consists of: exchangeable shells, teeth (excavating and well shaft shells), exchange aid kit

Note: special shells available on request